





























## Profils Standard en aluminium












### CORNIÈRES EN ALUMINIUM À AILES INÉGALES






























- Matériel disponible en stock


















- Matériel disponible sur commande

b x h	e	Poids	lxc	lyx	Wx	Wy	6060/6063*	6082
20 x 10	1,5	0,121	0,031	0,177	0,039	0,139		-
25 x 7	1,9	0,162	0,013	0,355	0,025	0,246		-
25 x 10	2,0	0,187	0,041	0,421	0,052	0,276		-
25 x 15	2,0	0,215	0,135	0,488	0,118	0,297		-
30 x 15	1,5	0,185	0,110	0,621	0,092	0,320		-
30 x 20	2,0	0,272	0,324	0,892	0,213	0,441		-
30 x 20	3,0	0,400	0,455	1,272	0,306	0,640		-
30 x 20	4,0	0,522	0,570	1,614	0,392	0,827		-
30 x 25	2,0	0,301	0,612	0,962	0,329	0,456		-
35 x 10	1,3	0,161	0,030	0,722	0,036	0,346		-
35 x 15	1,5	0,206	0,114	0,946	0,094	0,427		-
35 x 20	1,5	0,228	0,262	1,046	0,166	0,449		-
35 x 20	2,0	0,301	0,337	1,363	0,216	0,590		-
35 x 25	1,6	0,265	0,523	1,198	0,272	0,495		-

b x h	e	Poids	lxc	lyx	Wx	Wy	6060/6063*	6082
35 x 25	2,0	0,329	0,639	1,472	0,335	0,612		-
35 x 25	3,0	0,485	0,907	2,114	0,486	0,893		-
40 x 10	2,0	0,272	0,045	1,549	0,055	0,668		
40 x 15	2,0	0,301	0,150	1,776	0,123	0,720		-
40 x 20	1,5	0,249	0,270	1,504	0,168	0,576		-
40 x 20	2,0	0,329	0,348	1,964	0,219	0,758		-
40 x 20	3,0	0,485	0,490	2,829	0,316	1,109		
40 x 20	4,0	0,635	0,615	3,623	0,406	1,441		-
40 x 25	2,0	0,357	0,662	2,123	0,340	0,788		-
40 x 25	3,0	0,527	0,941	3,062	0,493	1,153		-
40 x 30	2,0	0,386	1,110	2,258	0,486	0,811		-
40 x 30	4,0	0,748	2,025	4,189	0,917	1,546		
45 x 20	4,0	0,692	0,633	5,030	0,411	1,804		-
45 x 30	3,0	0,612	1,641	4,517	0,717	1,487		-
45 x 30	4,0	0,805	2,093	5,821	0,930	1,940		-
50 x 15	1,5	0,270	0,122	2,501	0,096	0,829		-
50 x 15	2,0	0,357	0,156	3,273	0,125	1,093		-
50 x 20	2,0	0,386	0,365	3,609	0,223	1,151		-
50 x 20	3,0	0,570	0,515	5,231	0,322	1,689		-
50 x 25	1,5	0,313	0,538	2,973	0,266	0,908		-
50 x 25	2,0	0,414	0,698	3,900	0,348	1,198		-
50 x 25	3,0	0,612	0,994	5,661	0,505	1,759		-
50 x 30	2,0	0,442	1,177	4,153	0,498	1,235		-
50 x 30	3,0	0,655	1,687	6,036	0,726	1,816		-
50 x 30	4,0	0,862	2,152	7,800	0,941	2,373		-

<b>b x h</b>	<b>e</b>	<b>Poids</b>	<b>lxc</b>	<b>lyx</b>	<b>Wx</b>	<b>Wy</b>	<b>6060/6063*</b>	<b>6082</b>
50 x 30	5,0	1,063	2,578	9,453	1,146	2,909		-
50 x 38	4,0	0,953	4,259	8,467	1,505	2,468		-
50 x 40	3,0	0,740	3,829	6,656	1,277	1,902		-
50 x 40	4,0	0,975	4,931	8,615	1,664	2,488		-
60 x 10	2,0	0,386	0,048	4,788	0,057	1,433		-
60 x 15	1,5	0,313	0,125	4,115	0,097	1,163		-
60 x 15	2,0	0,414	0,161	5,398	0,127	1,535		-
60 x 20	1,5	0,334	0,293	4,515	0,173	1,224		-
60 x 20	2,0	0,442	0,378	5,930	0,227	1,616		-
60 x 30	1,5	0,376	0,943	5,180	0,386	1,314		-
60 x 30	2,0	0,499	1,229	6,813	0,507	1,737		-
60 x 30	3,0	0,740	1,762	9,943	0,739	2,560		-
60 x 32	2,0	0,510	1,478	6,966	0,576	1,756		-
60 x 40	1,5	0,419	2,122	5,711	0,675	1,378		-
60 x 40	2,0	0,556	2,780	7,516	0,890	1,822		-
60 x 40	3,0	0,825	4,026	10,985	1,304	2,688		-
60 x 40	4,0	1,089	5,187	14,275	1,701	3,525		-
60 x 40	5,0	1,347	6,270	17,395	2,081	4,334		-
60 x 50	3,0	0,910	7,551	11,833	2,013	2,783		-
65 x 30	6,0	1,514	3,174	22,927	1,383	5,667		-
65 x 40	8,0	2,200	9,324	32,379	3,171	7,727		-
70 x 20	2,0	0,499	0,388	9,028	0,229	2,152		-
70 x 35	2,0	0,584	1,977	10,904	0,696	2,376		-
70 x 50	5,0	1,630	12,430	28,805	3,295	6,036		-
75 x 50	5,0	1,701	12,664	34,852	3,322	6,884		

<b>b x h</b>	<b>e</b>	<b>Poids</b>	<b>lxc</b>	<b>lyx</b>	<b>Wx</b>	<b>Wy</b>	<b>6060/6063*</b>	<b>6082</b>
<b>75 x 50</b>	7,0	2,342	16,809	46,848	4,496	9,390		-
<b>80 x 20</b>	2,0	0,556	0,396	13,004	0,231	2,757		-
<b>80 x 40</b>	2,0	0,669	2,981	16,373	0,916	3,115		-
<b>80 x 40</b>	3,0	0,995	4,320	24,058	1,343	4,611		-
<b>80 x 40</b>	4,0	1,315	5,570	31,426	1,752	6,068		
<b>80 x 40</b>	5,0	1,630	6,739	38,489	2,145	7,486		-
<b>80 x 40</b>	6,0	1,939	7,836	45,260	2,525	8,868		-
<b>80 x 40</b>	8,0	2,540	9,840	57,968	3,249	11,528		-
<b>80 x 50</b>	3,0	1,080	8,165	25,976	2,080	4,788		-
<b>80 x 50</b>	6,0	2,109	15,048	48,996	3,947	9,222		-
<b>80 x 60</b>	6,0	2,279	25,426	52,178	5,662	9,502		-
<b>85 x 25</b>	1,7	0,522	0,668	14,094	0,311	2,739		-
<b>100 x 20</b>	2,0	0,669	0,409	23,993	0,234	4,175		-
<b>100 x 40</b>	2,0	0,782	3,124	29,892	0,933	4,708		-
<b>100 x 40</b>	3,0	1,165	4,530	44,067	1,369	6,984		-
<b>100 x 50</b>	3,0	1,250	8,613	47,573	2,126	7,262		-
<b>100 x 50</b>	5,0	2,055	13,599	76,724	3,422	11,851		-
<b>100 x 50</b>	6,0	2,449	15,898	90,578	4,039	14,073		
<b>100 x 50</b>	7,0	2,838	18,079	103,969	4,638	16,250		
<b>100 x 50</b>	8,0	3,221	20,155	116,915	5,221	18,381	-	
<b>100 x 50</b>	10,0	3,969	24,024	141,524	6,346	22,515		-
<b>100 x 75</b>	9,5	4,457	75,834	156,619	13,686	23,063		
<b>120 x 20</b>	2,0	0,782	0,418	39,698	0,236	5,864		-
<b>120 x 30</b>	2,9	1,189	1,918	62,695	0,743	8,854		-
<b>120 x 40</b>	3,0	1,335	4,687	72,243	1,387	9,791		-

b x h	e	Poids	lxc	lyx	Wx	Wy	6060/6063*	6082
120 x 40	4,0	1,769	6,050	94,882	1,812	12,929		-
120 x 50	3,0	1,420	8,955	77,884	2,160	10,186		-
120 x 50	5,0	2,339	14,149	126,149	3,478	16,668		-
120 x 60	8,0	3,901	36,007	206,439	7,672	26,835		
125 x 70	8,0	4,241	57,037	243,938	10,486	29,786		-
130 x 80	6,0	3,470	65,766	218,746	10,524	25,002		-
140 x 80	4,0	2,449	46,233	182,617	7,232	19,443		-
150 x 90	9,5	6,208	143,148	513,365	20,587	51,577		-
152 x 64	8,0	4,717	45,880	404,076	8,929	42,363		-
175 x 60	6/8	5,148	38,359	481,601	7,949	43,062		-
180 x 70	8,0	5,489	61,850	661,922	10,845	59,083		
180 x 70	10,0	6,804	74,625	811,625	13,267	72,955		-
180 x 80	10,0	7,088	110,723	850,723	17,355	74,756		-
200 x 100	10,0	8,222	217,589	1227,589	27,376	94,807		

Lot Ennajeh, Rue Tanger No 1  
(74,07 km), Témara - Maroc

[www.fyalu.ma](http://www.fyalu.ma)

+212 (0) 537 622 570

+212 (0) 661 345 810

[Contacts@fyalu.ma](mailto:Contacts@fyalu.ma)

