






























Profils Standard en aluminium






























Tubes Carrés en Aluminium






- Matériel disponible en stock

- Matériel disponible sur commande

l x l	e	Poids	lxc=lyc	Wxc=Wyc	6060/6063*	6082
10 x 10	1,0	0,102	0,049	0,098	<input type="checkbox"/>	-
12 x 12	2,0	0,227	0,139	0,231	<input type="checkbox"/>	-
15 x 15	1,5	0,230	0,249	0,332	<input checked="" type="checkbox"/>	-
15 x 15	2,0	0,295	0,300	0,400	<input checked="" type="checkbox"/>	-
16 x 16	1,5	0,247	0,308	0,385	<input checked="" type="checkbox"/>	-
20 x 20	1,5	0,315	0,637	0,637	<input checked="" type="checkbox"/>	-
20 x 20	2,0	0,408	0,787	0,787	<input checked="" type="checkbox"/>	-
20 x 20	3,0	0,578	1,013	1,013	<input checked="" type="checkbox"/>	-
25 x 25	1,5	0,400	1,303	1,042	<input checked="" type="checkbox"/>	-
25 x 25	2,0	0,522	1,635	1,308	<input checked="" type="checkbox"/>	-
25 x 25	3,0	0,748	2,169	1,735	<input checked="" type="checkbox"/>	-
30 x 30	1,5	0,485	2,321	1,548	<input checked="" type="checkbox"/>	-
30 x 30	2,0	0,635	2,942	1,961	<input checked="" type="checkbox"/>	-
30 x 30	3,0	0,919	3,985	2,657	<input checked="" type="checkbox"/>	-

l x l	e	Poids	lxc=lyc	Wxc=Wyc	6060/6063*	6082
35 x 35	1,5	0,570	3,767	2,153		-
35 x 35	2,0	0,748	4,809	2,748		-
35 x 35	2,5	0,921	5,755	3,289		-
35 x 35	3,0	1,089	6,611	3,778		-
38 x 38	2,0	0,816	6,240	3,284		-
40 x 40	1,5	0,655	5,715	2,858		-
40 x 40	2,0	0,862	7,337	3,668		-
40 x 40	2,5	1,063	8,828	4,414		
40 x 40	3,0	1,259	10,197	5,099		-
40 x 40	4,0	1,633	12,595	6,298		-
45 x 45	1,5	0,740	8,241	3,663		-
45 x 45	2,0	0,975	10,624	4,722		-
50 x 50	1,5	0,825	11,419	4,568		-
50 x 50	2,0	1,089	14,771	5,908		-
50 x 50	3,0	1,599	20,849	8,340		
50 x 50	4,0	2,087	26,153	10,461		
50 x 50	5,0	2,552	30,750	12,300		
55 x 55	2,0	1,202	19,879	7,229		-
60 x 60	1,5	0,995	20,033	6,678		-
60 x 60	2,0	1,315	26,046	8,682		-
60 x 60	3,0	1,939	37,141	12,380		-
60 x 60	4,0	2,540	47,070	15,690		-
65 x 65	2,5	1,772	40,755	12,540		-
70 x 70	1,5	1,165	32,157	9,188		-
70 x 70	2,0	1,542	41,961	11,989		-

l x l	e	Poids	lxc=lyc	Wxc=Wyc	6060/6063*	6082
70 x 70	3,0	2,279	60,273	17,221		
70 x 70	4,0	2,994	76,947	21,985		-
80 x 80	1,5	1,335	48,391	12,098		-
80 x 80	2,0	1,769	63,315	15,829		-
80 x 80	3,0	2,620	91,445	22,861		-
80 x 80	4,0	3,447	117,385	29,346		-
80 x 80	5,0	4,253	141,250	35,313		-
80 x 80	6,0	5,035	163,155	40,789		-
80 x 80	8,0	6,532	201,523	50,381		
84 x 84	2,0	1,860	73,559	17,514		-
90 x 90	2,0	1,996	90,910	20,202		-
90 x 90	4,0	3,901	169,982	37,774		-
100 x 100	1,5	1,675	95,589	19,118		-
100 x 100	2,0	2,223	125,545	25,109		-
100 x 100	2,5	2,764	154,578	30,916		-
100 x 100	3,0	3,300	182,709	36,542		-
100 x 100	4,0	4,355	236,339	47,268		-
100 x 100	5,0	5,387	286,583	57,317		
100 x 100	10,0	10,206	492,000	98,400		
120 x 120	2,0	2,676	219,134	36,522		-
120 x 120	2,5	3,331	270,495	45,082		-
120 x 120	3,0	3,980	320,533	53,422		-
120 x 120	4,0	5,262	416,734	69,456		-
120 x 120	5,0	6,521	507,917	84,653		-
125 x 125	2,0	2,790	248,181	39,709		-

l x l	e	Poids	lxc=lyc	Wxc=Wyc	6060/6063*	6082
135 x 135	2,0	3,016	313,756	46,482		-
135 x 135	3,0	4,491	460,231	68,182		-
150 x 150	3,0	5,001	635,569	84,743		-
150 x 150	4,0	6,623	830,526	110,737		-
150 x 150	5,0	8,222	1017,417	135,656		-
150 x 150	8,0	12,882	1531,934	204,258		-
160 x 160	3,0	5,341	774,261	96,783		-
200 x 200	5,0	11,057	2473,250	247,325		-

**Lot Ennajeh, Rue Tanger No 1
(74,07 km), Témara - Maroc**

www.fyalu.ma

+212 (0) 537 622 570

+212 (0) 661 345 810

Contacts@fyalu.ma

